

MosquitoGram

The Official Newsletter of the New Jersey Chapter of IPMS

December 2011

THE IRON WORKS

By Bill Schwarz, President



Hi All! How are you doing? Hope all is fine. There is really not too much going on in the club at this moment so I will make this relatively short. First off, thank you for the floral fruit basket on behalf of my wife who just lost her mother a day before Thanksgiving. Sad, But life goes on now. She really appreciated, as did I, the gift and thought! Thanks again. Next up, I haven't seen a lot of you since JerseyCon. Sorry I missed the last meeting. It's something I rarely do and I do not like to miss meetings either. It's one of my few fun nights out a

month! With that said, it's December and that brings on our annual X-mas party. This year will be similar then the last 2 but with a few added things for your pleasure: there are a few special awards as well as M.O.Y. award. Come to the meeting and find out who gets what. They are well deserved.

As far as the party is concerned, Marty tells me there was some grumbling from a few of you in regards to the members only part. I did this for a few reasons.

1. Being very few wives show up and
2. That's why I instituted the Yearly picnic.



Next Meeting:
Friday,
December 9th

Upcoming
Events:

December
2011:
Model of the
Year

April 7th,
2012
MosquitoCon
XXI
Wayne, NJ

IPMS
Nationals
August 8-11,
2012
Lake Buena
Vista, FL

Join us on the web, at the [New Jersey IPMS web group](#)

I want you all to remember one thing: Even though our treasury is good for a model club, I won't overspend us to death. We paid for everyone's lunch, breakfast and hospitality at JerseyCon, MosquitoCon, and the picnic, which was 2 grand alone, so I want you to understand my way of thinking and that's all that will be said about this, other than I ordered catering for 50, Marty and I decided YOU MAY BRING YOUR WIFE, but please understand everyone gets fed some of each plate and when all members and wives are fed, then and only then are you able to go back for seconds. Now I am not being mean, just truthful. As usual, The eboard will be serving the initial rounds so if you want

more, you will have to wait for second call!

Last off, we are commencing on SKEETERCON 21! It will be on us before you know it. This year the entire event will be in the giant gym in the back. We feel the whole event will fit nicely in there even with 100 vendor tables, and it will be much easier to police all being in one room. Now if the P.A.L. gets it right this time, All will be "GO"! I think that's all I have going on at this moment so I will see you on the 9th at the K of C, and if not, all of you have a great Holiday Season!!!!

~Big Bill

Joe's VP Piece

By Joe Smith

My fellow Modelers,

As I write this piece after Thanksgiving I would like to thank the entire club for the outstanding effort for putting on two shows in the same year. And to think, MosquitoCon is only four months away.

In closing I would just like to wish everybody a Merry Christmas, Happy Hanukah & a happy and healthy New Year!

Most of all let's not forget are Armed Forces as well.

Happy Modeling

-Joe Smith



Irish Diplomacy

By Martin J Quinn

Irish Diplomacy: The ability to tell a man to go to hell so that he looks forward to making the trip.



Hard to believe that the December meeting is almost upon us! Where the hell did the year go? Well, between MosquitoCon XXI and JerseyCon 2, where were a tad busy. So, if it's December, that means it's time for an epic feast, plus the Model and Modeler of the Year awards. If you took home a 1st place award during the year at the regular monthly contest (not the theme contest), your model is eligible for "Model of the Year".

Disappointing news last month, as Tom Vandermark had to cancel our display at the Battleship New Jersey at the last minute, due to lack of participation from the memberships. Between people being sick and last minute things coming up that took precedence, only Tom and Stan were going to be available for the display on the battleship. I had brought a pair of 1/350 USN Destroyers for Tom to take, but in the end, he decided it was best to reschedule. Hopefully it's something we will be able to do in the future – thank you Tom for taking this and running with it.

If I heard correctly, the F4F-3 Wildcat build workshop will kick off in January 2012. Big Bill, Dan Spera and myself (for comic relief) will each be building a 1/48 Hobby Boss F4F-3 Wildcat and showing via workshop the

techniques and processes used from start to finish. Should be interesting – thanks to Ridgefield Hobby for the models and to Wayne from Yellow Wing Decals for the decal sheets that we'll be using for the build.

Just a reminder - your intrepid newsletter and web editors can use your input, expertise and opinions. Just bought a hot new kit? Write a review and submit it to us. It doesn't have to be a long, drawn out review – just what you like and/or don't like about the model. Bring it to the meeting, and we'll even photograph the contents for you. How much easier do we have to make it!!

Hope everyone is finding time at the work bench. As of this writing (the week before the December meeting), I haven't had more than an hour at my work bench in the last month. Not going to finish too many models that way!

Hope to see everyone at the December meeting! If not, a Merry Christmas - or Happy Hanukkah - and Happy New Year to you and your families!

MARTIN



THE JUDGES TABLE

By Marc Rocca

The 2011 contests are like what we model, history. It was a great year with an overall increase in quantity, and more important, quality.

Let's all thanks Mike Pavlo for sponsoring "US NAVY NIGHT". And let's congratulate Martin Quinn for taking the Land & Sea category with his USS Fletcher and Dan Spera's win in the Air category for an E-2C Hawkeye.

The monthly club voting played like this...

Dan also took 1st place in Air for the Hawkeye. Pat O'Connor got the 2nd place nod for and F-14 Tomcat. Art Doran came in 3rd with his F4U Corsair.

The Land & Sea table was light on builds but I took 1st with a Char B1 bis. Mike O'Connor got 2nd place for his USS Independence.

The December meeting will have the model of the year voting. All you 1st place winners bring in your builds and let the members decide. The qualifying molders/models are:



	Air			L&S	
Jan	No contest	x		x	x
Feb	Stan Stankewicz	P-39		Marc Rocca	Marder III M
Mar	Mike O'Connor	Fairey Swordfish		Martin Quinn	HMS Agincourt
Apr	No Contest	x		x	x
May	Simon V.	"Sushi Platter"		Tom VanDermark	Souremny
Jun	Mike O'Connor	SM 79		Jerry Rinaldi	"La Dolce Vita"
Jul	Stan Stankewicz	P-47		Jerry Rinaldi	Jeep w/37mm gun
Aug	<i>Tamiya Night</i>	x		x	x
Sep	Bill Connolly	F4U-1 Corsair		Tom Van Dermark	USS Mayo
Oct	Mike Terre	Mu-1		Mike O'Connor	203MM Howitzer
Nov	Dan Spera	E-2C Hawkeye		Marc Rocca	Char B1 bis

Lastly, I am sorry to say I am going to have renege on my offer to sponsor a theme night for January. Time for the rest of the members to decide what themes night they would like to see... **then sponsor it!**

-Marc



The Contact's View

By Mike Pavlo, VP


As hard as it is for me to believe, December is upon us. The year has gone by so quickly. We have a lot to be proud of, and have accomplished so much. In April we put on MosquitoCon XX, with rave reviews and the support of so many. Then, less than 2 months ago, we held JerseyCon 2, our second Regional in a two year span. It's easy to see that 2011 was again another busy year for NJIPMS. We have a lot to be thankful for, and a lot to look forward too!

This month is our annual Holiday Party. A great way to kick back and enjoy the fruits of our labors and to reflect on the fun we had all year. I'm looking forward to it!

I'd like to wish every member and their families, as well as our many friends and supporters, a very Merry Christmas and wonderful Holiday Season. May 2012 be a happy and healthy year for all!

Best Wishes,

~Mike P.



Reminder: If you haven't paid your yearly club dues, please do so at the next meeting!



Kit Review: M3 General Lee

Mirage Hobby 1/72

By Devin Poore




Summary

Description:	<ul style="list-style-type: none">- High quality injected model with vinyl tracks and photo etch details
Scale:	<ul style="list-style-type: none">- 1/72
Price:	<ul style="list-style-type: none">- \$21.60 at Freetime Hobbies
Contents & Media:	<ul style="list-style-type: none">- Multiple pieces of injected styrene, photo-etch, and decals.
Advantages:	<ul style="list-style-type: none">- Comprehensive instructions and decals, several finish options for markings.- Small size yet exquisitely detailed.
Disadvantages	<ul style="list-style-type: none">- None apparent from kit contents, but the small size may be out of some modeler's comfort zone.
Recommendation:	<ul style="list-style-type: none">- Recommended



The History:

The M3 Medium tank came about early in WWII as the realities of the new methods of armored combat were visited on the Allies by the Germans. When the war started the Allies had little that could effectively combat




German armor. The M3 was a quickly built stop-gap that, while known to have a definite flaw in the design from the start – the main gun was hull mounted and not in the upper rotating turret – it was a strong enough weapons system to give the Allies, especially the British during the battles in North Africa, a chance to stand up to the German tanks for the first time. The M3 served in both Europe and the Pacific with Allied forces until 1942, when the German Tiger tanks began to arrive, and the Panzer tanks were up-gunned. Those developments along with the arrival of the more versatile and better gunned and armored Sherman tank led to the M3 being pulled from frontline service.

The Kit:

I blame Joe and his 1/48th scale Tamiya armor build for this. I'd never had any interest in armor until I built that KV-2 for his group build, and now I find myself wanting to build more. I love the odd, off-kilter and asymmetrical look of the M3

tanks, and I wanted to try a tank in 1/72nd scale. A little research led me to great reviews of this Mirage Hobby kit. After some cyber-sleuthing, I found that [Freetime Hobbies](#) had one kit left in stock, and I promptly ordered it.

The styrene of the kit is on 4 sprues, and from a cursory count there are approximately 120 parts. A good chunk of those parts are the individual road wheels and suspension system. The hull is made up of separate top, bottom and side pieces. There are a lot of really tiny parts, such as headlights, hatches, individual tools (wrenches, shovels, etc.) and even shackles for the towing cable. The treads are on their own rubberized/vinyl "fret", along with the tow cable. Word is that this rubberized material will glue with regular plastic cement, much like the material Dragon uses in some of their kits. A small fret of PE is included for headlight brush guards and an engine vent hatch. The decal sheet contains markings for 6 different American vehicles. The instruction sheet is 8 sheets, with only 4



of those being exploded-view 3D drawings of assembly, the rest devoted to history, specifications, and the above mentioned markings and color schemes for the American vehicles.





The Verdict:



This looks to be a great little kit, and research on the internet backs this up. The Mirage kits seem to be easier to build and much more accurate than their Hasagawa counterparts, according to what I've read. The one caveat I would put on recommending

this kit is its size: the finished model is less than 3" long, so if you don't build tiny, don't buy this kit!



Note from the Editor

By Devin Poore

Many thanks to Martin Quinn for providing the photos from last month's meeting. My camera was in the shop and I really appreciate him stepping up with some photo content for me to co-opt.

Following up on what Martin mentioned in his piece above, we still need content for the newsletter and website. If you want to take us up on the offer to photograph the kit reviews for you, just let us know and we'll do

the photos and all you have to do is give us a write-up, a paragraph or two. I'll edit the photos, copy-edit the review, and take it from there. It doesn't get any easier than that!

Happy holidays everyone.

Until next time.

~Devin



Progress photo of my 1/32nd scale Viper build (because I needed just ONE MORE photo for the layout!)



This month's meeting will be on:

Friday

December 9th, 2011



Newsletter Editor:

Devin Poore

Contact Info:

me 'at' devinjpoore.com



MosquitoCon 2012
April 7th, 2012

IPMS/USA NEW MEMBER APPLICATION

IPMS No.: _____ Name: _____
(leave blank) FIRST M. LAST

Address: _____

City: _____ State: _____ Zip: _____

Phone: _____ email: _____

VISA/MasterCard Account # _____ - _____ - _____

Exp. Date: _____

Signature: _____

Adult: \$25 Junior (17 years old or younger): \$12 DOB: _____

Canada & Mexico: \$30 Other Foreign: \$32 Foreign Air Mail: \$55

Family (Adult dues + \$5, one set magazines, # of membership cards required: ___)

If recommended by an IPMS member,
list his/her name and member number _____ (name) _____ (IPMS#)

IPMS/USA

Check out our web page: www.ipmsusa.org

P.O. Box: 2475
North Canton, OH 44720-0475

IPMS/USA

www.ipmsusa.org



Find us on the web at www.njipms.org
or at
<http://groups.google.com/group/njipms>

